





Bülicup 2019
Sporthalle Hirslen, Bülach
23.März 2019

RANGLISTE EPA - MEHRKAMPF






Rg.	Name	Jahrg.	Verein					Total
1	Nelio Frangao	2013	TV Rüti	3.0 10.600 13.0	3.0 12.725 13.0	12.150 13.0	11.800 3	47.275 G
2	Nicolas Bachmann	2012	TV Wädenswil	3.0 11.100 7.0	3.0 12.550 33.0	11.150 113.0	12.200 1	47.000 S
3	Silvan Elia Koch	2011	STV Wetzikon	3.0 11.950 13.0	3.0 12.325 103.0	11.550 63.0	11.100 21	46.925 B
4	Levi Bischofberger	2012	TV Rüti	3.0 11.050 8.0	3.0 12.475 53.0	11.650 33.0	11.700 6	46.875 *
5	Jesper DuMosch	2012	TV Rüti	3.0 11.400 5.0	3.0 12.550 33.0	11.600 53.0	11.200 20	46.750 *
6	Jonas Isler	2012	STV Wetzikon	3.0 11.700 23.0	3.0 12.450 73.0	11.000 123.0	11.350 14	46.500 *
7	Jussi Kürner	2013	TV Bülach	3.0 11.000 10.0	3.0 11.800 283.0	11.800 23.0	11.600 9	46.200 *
8	Janis Müller	2011	STV Wetzikon	3.0 11.200 6.0	3.0 12.350 93.0	10.900 133.0	11.350 14	45.800 *
9	Emilio Vergara	2012	STV Wetzikon	3.0 11.550 3.0	3.0 12.475 52.0	10.900 133.0	10.650 26	45.575 *
10	Santiago Ferreira Marques	2013	TV Opfikon-Glattbrugg	3.0 11.500 4.0	3.0 11.625 343.0	11.650 33.0	10.400 29	45.175 *
11	Livio Prakash	2013	TV Bülach	3.0 10.350 17.0	3.0 11.775 293.0	11.550 63.0	11.400 13	45.075 *
12	Quirin Cavelti	2012	STV Wetzikon	3.0 11.050 8.0	3.0 11.850 262.0	10.000 403.0	11.800 3	44.700 *
13	Nuno Ferrara	2010	TV Hegi	3.0 10.800 11.0	3.0 12.275 112.0	9.900 423.0	11.700 6	44.675 *
14	Luis Pais	2012	TV Opfikon-Glattbrugg	3.0 10.300 20.0	3.0 12.075 193.0	11.350 93.0	10.850 23	44.575 *
15	Samuel Ritchie	2012	STV Wetzikon	3.0 10.500 14.0	3.0 12.275 113.0	10.900 133.0	10.650 26	44.325 *
16	Jason Graf	2012	TV Hegi	3.0 9.950 25.0	3.0 11.850 263.0	10.300 273.0	11.750 5	43.850 *
17	Lorenzo Marzo	2013	KTV Dietikon	3.0 10.500 14.0	3.0 11.925 233.0	9.750 433.0	11.600 9	43.775 *
18	Lean Meierhofer	2012	TV Hegi	3.0 10.250 21.0	3.0 11.875 252.0	10.000 403.0	11.550 11	43.675 *
19	Noel Schönbächler	2012	TV Neftenbach	2.0 8.300 42.0	3.0 12.025 213.0	11.300 103.0	11.900 2	43.525
21	Andrin Däscher	2012	TV Bülach	3.0 10.500 14.0	3.0 11.000 472.0	10.400 213.0	11.450 12	43.350
22	Marlo Benkert	2012	TV Wädenswil	3.0 10.350 17.0	3.0 12.100 183.0	9.500 463.0	11.250 19	43.200
23	Antonio Guarino	2012	KTV Dietikon	3.0 10.200 23.0	3.0 11.350 403.0	10.200 323.0	11.300 17	43.050
24	Nayan Govalam	2012	TV Rümlang	3.0 9.850 27.0	3.0 11.350 402.5	10.450 193.0	11.350 14	43.000
25	Damian Rechsteiner	2012	TV Bülach	3.0 10.350 17.0	3.0 11.400 393.0	10.250 293.0	10.950 22	42.950
26	Jaron Langenegger	2013	Kutu Freienstein-Rorbas	3.0 10.000 24.0	3.0 11.650 323.0	10.400 213.0	10.800 24	42.850
26	Leandro Guarino	2011	TV Rümlang	3.0 10.650 17.0	3.0 11.650 322.5	10.050 373.0	10.500 28	42.850
28	Matias Fehr	2012	KTV Dietikon	3.0 8.950 37.0	3.0 11.750 303.0	10.350 243.0	11.700 6	42.750
29	Alexander Haether	2013	TV Opfikon-Glattbrugg	3.0 9.350 29.0	3.0 12.200 133.0	10.700 173.0	9.900 33	42.150

Büllicup 2019

Sporthalle Hirslen, Bülach





23.März 2019

RANGLISTE EPA - MEHRKAMPF

Rg.	Name	Jahrg.	Verein						Total					
30	Sirius Jakl	2011	TV Rickenbach ZH	3.0	9.350	29.3.0	12.200	13.3.0	10.250	29.3.0	10.250	31	12.0	42.050
31	Keon Leonardo	2013	TV Opfikon-Glattbrugg	3.0	9.350	29.3.0	11.950	22.3.0	10.050	37.3.0	10.100	32	12.0	41.450
32	Jan Burri	2012	TV Wädenswil	3.0	9.900	26.3.0	12.200	13.2.0	9.700	44.3.0	9.200	39	11.0	41.000
33	Singto Studer	2013	TV Rüti	3.0	8.500	40.3.0	12.400	8.3.0	10.350	24.3.0	9.600	35	12.0	40.850
34	Arjen Bichsel	2012	TV Rümlang	3.0	8.700	39.3.0	12.050	20.2.0	9.100	48.3.0	10.750	25	11.0	40.600
35	Jovin Schürmann	2013	TV Wädenswil	3.0	6.950	48.3.0	11.925	23.3.0	10.400	21.3.0	11.300	17	12.0	40.575
36	Joël Fillion	2013	TV Niederglatt	3.0	8.300	42.3.0	12.175	17.3.0	10.300	27.3.0	9.650	34	12.0	40.425
37	Florin Akeret	2012	TV Hegi	3.0	9.150	35.3.0	11.500	36.3.0	10.150	34.3.0	9.600	35	12.0	40.400
38	Ali Pocinci	2013	TV Bülach	3.0	9.300	32.3.0	11.225	45.3.0	10.850	16.3.0	8.900	42	12.0	40.275
39	Mael Vögeli	2013	TV Henggart	3.0	9.400	28.3.0	11.625	34.3.0	10.200	32.3.0	9.000	41	12.0	40.225
39	Oliver Christen	2012	TV Neftenbach	2.0	9.300	32.3.0	11.325	42.3.0	11.450	8.2.5	8.150	46	10.5	40.225
41	Novak Prokic	2012	TV Wädenswil	2.0	8.050	44.3.0	12.200	13.3.0	10.150	34.3.0	9.550	37	11.0	39.950
42	Noam Schollenberger	2012	TV Henggart	3.0	9.250	34.3.0	11.250	44.3.0	9.200	47.3.0	9.400	38	12.0	39.100
43	Marco Spinelli	2012	TV Opfikon-Glattbrugg	3.0	9.000	36.3.0	11.425	38.3.0	10.450	19.2.5	8.000	48	11.5	38.875
44	Yannick Meier	2013	TV Henggart	3.0	8.500	40.3.0	11.300	43.3.0	9.600	45.3.0	8.800	44	12.0	38.200
45	Mika Dafner	2013	Kutu Freienstein-Rorbas	2.0	8.750	38.3.0	10.550	50.3.0	10.250	29.2.5	8.350	45	10.5	37.900
46	Maxim Kovacic	2013	TV Opfikon-Glattbrugg	3.0	7.450	46.3.0	11.700	31.3.0	10.500	18.2.0	7.900	49	11.0	37.550
47	Ibrahim Pocinci	2013	TV Bülach	2.0	8.000	45.3.0	10.900	48.3.0	10.050	37.2.5	8.100	47	10.5	37.050
48	Lio Blunk	2012	TV Rickenbach ZH	2.0	5.350	50.3.0	11.450	37.3.0	10.100	36.2.5	9.200	39	10.5	36.100
48	Moritz Hausammann	2014	Kutu Freienstein-Rorbas	3.0	7.400	47.3.0	10.800	49.2.5	9.050	49.2.0	8.850	43	10.5	36.100
50	Tobias Stäheli	2013	Kutu Freienstein-Rorbas	2.0	6.250	49.3.0	11.150	46.3.0	8.950	50.2.5	6.000	50	10.5	32.350





Büllicup 2019
Sporthalle Hirslen, Bülach
23.März 2019

RANGLISTE EPA - MANNSCHAFT

Rg.	Name	Jahrg.	Verein					Total
1	STV Wetzikon			46.400 1	49.600 2	44.350 2	44.450 4	184.800 G
	Silvan Elia Koch	2011	STV Wetzikon	3.0 11.950	3.0 12.325	3.0 11.550	3.0 11.100	46.925 12.0
	Jonas Isler	2012	STV Wetzikon	3.0 11.700	3.0 12.450	3.0 11.000	3.0 11.350	46.500 12.0
	Janis Müller	2011	STV Wetzikon	3.0 11.200	3.0 12.350	3.0 10.900	3.0 11.350	45.800 12.0
	Emilio Vergara	2012	STV Wetzikon	3.0 11.550	3.0 12.475	2.0 10.900	3.0 10.650	45.575 11.0
2	TV Rüti			43.300 2	50.325 1	45.750 1	45.050 2	184.425 S
	Nelio Frangao	2013	TV Rüti	3.0 10.600	3.0 12.725	3.0 12.150	3.0 11.800	47.275 12.0
	Levi Bischofberger	2012	TV Rüti	3.0 11.050	3.0 12.475	3.0 11.650	3.0 11.700	46.875 12.0
	Jesper DuMosch	2012	TV Rüti	3.0 11.400	3.0 12.550	3.0 11.600	3.0 11.200	46.750 12.0
	Noel Schönbächler	2012	TV Rüti	3.0 10.250	3.0 12.575	3.0 10.350	3.0 10.350	43.525 12.0
3	TV Bülach			42.200 3	45.975 6	44.000 3	45.400 1	177.575 B
	Jussi Kürner	2013	TV Bülach	3.0 11.000	3.0 11.800	3.0 11.800	3.0 11.600	46.200 12.0
	Livio Prakash	2013	TV Bülach	3.0 10.350	3.0 11.775	3.0 11.550	3.0 11.400	45.075 12.0
	Andrin Däscher	2012	TV Bülach	3.0 10.500	3.0 11.000	2.0 10.400	3.0 11.450	43.350 11.0
	Damian Rechsteiner	2012	TV Bülach	3.0 10.350	3.0 11.400	3.0 10.250	3.0 10.950	42.950 12.0
4	TV Opfikon-Glattbrugg			40.500 4	47.850 4	43.750 4	41.250 6	173.350
	Santiago Ferreira Marques	2013	TV Opfikon-Glattbrugg	3.0 11.500	3.0 11.625	3.0 11.650	3.0 10.400	45.175 12.0
	Luis Pais	2012	TV Opfikon-Glattbrugg	3.0 10.300	3.0 12.075	3.0 11.350	3.0 10.850	44.575 12.0
	Alexander Haether	2013	TV Opfikon-Glattbrugg	3.0 9.350	3.0 12.200	3.0 10.700	3.0 9.900	42.150 12.0
	Keon Leonardo	2013	TV Opfikon-Glattbrugg	3.0 9.350	3.0 11.950	3.0 10.050	3.0 10.100	41.450 12.0

Bülicup 2019
Sporthalle Hirslen, Bülach
23.März 2019

RANGLISTE EPA - MANNSCHAFT








Rg.	Name	Jahrg.	Verein					Total
5	TV Hegi			40.150	5	47.500	5	44.600
	Nuno Ferrara	2010	TV Hegi	3.0 10.800	3.0	12.275	2.0	3.0 11.700
	Jason Graf	2012	TV Hegi	3.0 9.950	3.0	11.850	3.0	3.0 11.750
	Lean Meierhofer	2012	TV Hegi	3.0 10.250	3.0	11.875	2.0	3.0 11.550
	Florin Akeret	2012	TV Hegi	3.0 9.150	3.0	11.500	3.0	3.0 9.600
6	TV Wädenswil			38.300	6	48.775	3	43.950
	Nicolas Bachmann	2012	TV Wädenswil	3.0 11.100	3.0	12.550	3.0	3.0 12.200
	Marlo Benkert	2012	TV Wädenswil	3.0 10.350	3.0	12.100	3.0	3.0 11.250
	Jan Burri	2012	TV Wädenswil	3.0 9.900	3.0	12.200	2.0	3.0 9.200
	Jovin Schürmann	2013	TV Wädenswil	3.0 6.950	3.0	11.925	3.0	3.0 11.300
7	Kutu Freienstein-Rorbas			32.400	7	44.150	7	34.000
	Jaron Langenegger	2013	Kutu Freienstein-Rorbas	3.0 10.000	3.0	11.650	3.0	3.0 10.800
	Mika Dafner	2013	Kutu Freienstein-Rorbas	2.0 8.750	3.0	10.550	3.0	2.5 8.350
	Moritz Hausammann	2014	Kutu Freienstein-Rorbas	3.0 7.400	3.0	10.800	2.5	2.0 8.850
	Tobias Stäheli	2013	Kutu Freienstein-Rorbas	2.0 6.250	3.0	11.150	3.0	2.5 6.000
				172.600				11.0
				44.675				12.0
				43.850				11.0
				43.675				12.0
				40.400				12.0
				171.775				12.0
				47.000				11.0
				43.200				11.0
				41.000				12.0
				40.575				12.0
				149.200				12.0
				42.850				10.5
				37.900				10.5
				36.100				10.5
				32.350				10.5

Büllicup 2019

Sporthalle Hirslen, Bülach

23.März 2019

EINFÜHRUNGSPROGRAMM







Rg.	Name	Jahrg.	Verein								Total									
1	Vincent Brombacher	2011	TV Rütli	3.5	12.950	24.0	13.400	23.5	12.050	5.4	1.5	12.300	23.5	13.300	23.5	12.750	1	20.8	76.750	G
2	Leano Frangao	2011	TV Rütli	3.5	13.000	14.0	13.400	23.5	12.150	4.0	1.5	12.375	13.5	13.150	33.5	12.650	2	20.8	76.725	S
3	Glen Müller	2011	TV Rütli	3.5	12.450	34.0	13.550	13.5	12.550	1.4	1.5	12.000	3.0	12.850	73.5	12.550	4	20.3	75.950	B
4	Timon Heller	2011	TV Bülach	3.5	12.200	54.0	13.350	53.5	12.500	2.0	1.5	11.375	133.0	12.750	93.5	12.550	4	19.8	74.725	*
5	Nico Iselin	2011	KTV Dietikon	3.0	11.450	73.0	12.550	103.5	12.300	3.0	1.5	11.425	83.5	13.350	13.5	12.650	2	18.8	73.725	*
6	Séverin Schiesser	2011	TV Rütli	3.5	12.350	44.0	13.350	53.5	11.450	12.0	1.5	11.400	113.5	13.150	33.0	10.650	14	19.8	72.350	*
7	Dario Angst	2011	TV Bülach	3.0	10.400	134.0	13.350	53.5	11.950	7.0	1.5	11.700	53.0	12.650	103.5	11.750	6	19.8	71.800	*
8	Lias Ludwig	2010	TV Bülach	3.5	11.250	83.0	12.200	263.0	11.450	12.0	1.5	11.700	53.5	12.650	103.0	11.350	8	18.3	70.600	*
9	Ilian Reutter	2010	STV Wetzikon	3.5	11.600	63.0	12.450	113.5	11.450	12.0	1.5	11.875	43.0	12.450	173.0	10.250	25	18.3	70.075	*
10	Nicolas Mühl	2011	TV Wädenswil	3.5	11.250	83.0	12.650	83.5	11.600	8.0	1.5	11.125	243.5	13.150	33.0	9.950	32	18.8	69.725	*
11	Finn Christian Durussel	2010	STV Wetzikon	3.0	8.950	314.0	13.400	23.5	12.000	6.0	1.5	10.975	293.5	12.800	83.0	11.000	10	18.8	69.125	*
12	Miro Marroni	2012	TV Neftenbach	3.0	10.250	163.0	12.600	93.5	11.600	8.0	1.5	11.425	83.5	13.050	63.0	9.900	34	18.3	68.825	*
13	Corsin Schürmann	2010	TV Wädenswil	3.0	11.000	103.0	12.400	133.0	10.900	19.0	1.5	11.075	263.0	12.200	253.0	10.900	12	17.3	68.475	*
14	Fynn Brunner	2010	KTV Dietikon	3.0	10.150	173.0	12.400	133.5	11.600	8.0	1.5	11.425	83.0	12.000	333.0	10.800	13	17.8	68.375	*
15	Yann Jakobi	2011	STV Wetzikon	3.5	10.900	113.0	12.350	173.5	11.150	17.0	1.5	11.200	223.0	12.150	303.0	10.250	25	17.8	68.000	*
16	Arik Hofmann	2011	TV Bülach	3.0	10.400	133.0	12.150	283.5	11.600	8.0	1.5	10.725	403.0	12.200	253.0	10.600	15	17.8	67.675	*
17	Matteo Büttner	2011	TV Stäfa	3.0	10.150	173.0	11.850	413.0	10.400	29.0	1.5	11.350	143.0	12.450	173.5	11.300	9	17.8	67.500	*
18	Liam Estrella	2009	TV Wädenswil	3.0	9.700	243.0	12.350	173.0	10.250	32.0	1.5	10.850	353.0	12.500	143.0	11.550	7	17.3	67.200	*
19	Gian Lechmann	2009	TV Bülach	3.0	10.900	113.0	12.350	173.0	10.700	24.0	1.5	11.025	283.0	11.950	353.0	10.100	30	17.3	67.025	*
20	Lenny Seiler	2009	TV Stäfa	3.0	10.300	153.0	12.350	173.0	10.200	34.0	1.5	11.100	253.0	12.400	203.0	10.600	15	16.8	66.950	*
21	Gino Cortesi	2011	TV Wädenswil	3.0	9.900	213.0	12.400	133.0	10.400	29.0	1.5	10.950	313.0	12.550	133.0	10.300	22	17.3	66.500	*
22	Leandro Gonzales Leandro	2011	TV Neftenbach	3.0	10.000	203.0	12.350	173.5	10.200	34.0	1.5	10.975	293.0	12.000	333.0	10.400	21	17.8	65.925	*
23	Julian Tschirky	2011	TV Wädenswil	3.0	8.850	343.0	12.450	113.0	11.250	15.0	1.5	10.750	393.0	12.200	253.0	10.300	22	17.3	65.800	*
24	Noah Bucher	2010	TV Niederglatt	3.0	10.050	193.0	12.200	263.0	9.950	38.0	1.5	10.825	363.0	12.450	173.0	10.050	31	17.3	65.525	*
25	Fredric Frei	2012	TV Stäfa	3.0	9.750	223.0	12.050	323.0	9.750	47.0	1.5	11.150	233.0	12.250	233.0	10.500	17	16.8	65.450	*
26	Thierry Ott	2010	TV Henggart	3.0	9.400	273.0	12.000	363.5	10.650	26.0	1.5	11.300	183.0	12.600	123.0	9.450	39	17.8	65.400	*
27	Lian Keller	2011	Kutu Freienstein-Rorbas	3.0	8.900	323.0	12.350	173.5	11.200	16.0	1.5	11.325	173.0	11.400	463.0	10.200	27	18.3	65.375	*
28	Levin Soland	2011	TV Stäfa	2.0	8.250	403.0	12.300	233.0	10.800	22.0	1.5	10.950	313.0	11.950	353.0	11.000	10	15.5	65.250	*
29	Gian Bislin	2010	TV Wädenswil	3.0	8.900	323.0	12.150	283.0	9.950	38.0	1.5	11.400	113.0	12.150	303.0	10.500	17	17.3	65.050	*

Büllicup 2019

Sporthalle Hirslen, Bülach

23.März 2019

EINFÜHRUNGSPROGRAMM







Rg.	Name	Jahrg.	Verein							Total							
29	Benedek Bösze	2010	TV Hegi	3.0	9.200	293.0	12.400	133.5	10.650	261.5	11.250	203.0	12.050	323.0	9.500	3817.8	65.050
31	Pietro Carrozza	2011	KTV Dietikon	3.0	9.150	303.0	12.100	303.0	10.700	241.5	10.600	443.0	12.200	253.0	10.200	2716.3	64.950
32	Ari Friess	2011	TV Hegi	3.0	8.300	383.0	11.850	413.5	10.900	191.5	10.625	423.0	12.200	253.0	10.150	2917.8	64.025
33	Julian Witschi	2011	TV Niederglatt	3.0	8.200	413.0	12.300	233.0	9.850	432.0	10.550	453.0	12.500	143.0	10.300	2216.8	63.700
34	Aurelio Lechmann	2011	TV Bülach	3.0	9.650	253.0	11.800	483.0	9.450	492.0	10.625	423.0	12.300	213.0	9.700	3716.8	63.525
35	Jeffrey Menguete	2011	TV Wädenswil	3.0	8.700	363.0	12.050	323.0	10.250	321.5	11.075	263.0	11.650	413.0	9.750	3616.5	63.475
36	Elias Baumann	2009	STV Wetzikon	3.0	9.750	223.0	11.950	383.0	10.000	373.0	11.350	143.0	11.200	503.0	9.100	4117.3	63.350
37	Lennox von Matt	2012	TV Wädenswil	1.0	7.750	443.0	11.950	383.0	9.150	513.0	11.275	193.0	12.500	143.0	10.450	1915.3	63.075
38	Luca Puorger	2010	TV Bülach	3.0	9.400	273.0	11.850	413.0	10.750	231.5	10.200	523.0	10.850	523.0	9.850	3516.5	62.900
39	Theo Howard	2011	STV Wetzikon	2.0	7.600	453.0	11.850	413.0	10.300	311.5	10.925	343.0	11.700	403.0	10.450	1915.5	62.825
40	Lyo Zimmermann	2011	TV Niederglatt	3.0	9.600	263.0	11.950	383.0	10.850	212.0	10.825	363.0	10.700	533.0	8.500	4516.8	62.425
41	Levin Caviola	2011	Kutu Freienstein-Rorbas	3.0	8.350	373.0	11.200	513.0	9.900	413.0	11.525	73.0	12.300	213.0	7.800	4717.3	61.075
42	Lenny Frauenfelder	2011	Kutu Freienstein-Rorbas	3.0	8.300	383.0	12.300	233.0	9.900	412.0	11.225	213.0	11.950	353.0	7.350	4916.8	61.025
43	Lionel Huber	2011	TV Neftenbach	2.0	6.650	483.0	12.000	363.5	9.800	441.5	10.800	383.0	11.450	443.0	9.950	3216.0	60.650
43	Muhamad Diab	2011	KTV Dietikon	2.0	7.150	473.0	12.050	323.0	10.650	262.0	10.550	453.0	11.400	463.0	8.850	4315.8	60.650
45	Marius Hausammann	2011	Kutu Freienstein-Rorbas	2.0	5.000	523.0	11.850	413.5	11.050	181.5	10.300	503.0	12.250	233.0	9.250	4016.3	59.700
46	Aleksander Chlebny	2011	TV Stäfa	2.0	7.400	463.0	11.800	483.0	9.950	381.5	10.950	313.0	11.800	392.0	7.650	4814.5	59.550
47	Eren Gisler	2011	TV Opfikon-Glattbrugg	3.0	8.100	422.0	11.100	523.0	9.000	522.0	10.700	413.0	11.400	463.0	8.550	4415.8	58.850
48	Gian Reusser	2011	TV Niederglatt	3.0	6.100	503.0	12.100	303.0	9.800	442.0	10.350	493.0	11.900	383.0	8.400	4616.8	58.650
49	Elia Mosimann	2011	TV Neftenbach	2.0	7.850	433.0	12.050	323.0	9.750	473.0	11.350	143.0	11.400	463.0	5.600	5316.3	58.000
50	Jérôme Corfu	2010	TV Henggart	2.0	6.050	513.0	11.850	413.0	9.800	442.0	10.550	453.0	11.450	442.0	7.200	5014.8	56.900
51	Karim Semytkivska	2011	TV Opfikon-Glattbrugg	3.0	6.600	493.0	11.850	413.0	9.300	502.0	10.400	483.0	11.550	432.0	7.150	5115.8	56.850
52	Ilario Mägli	2011	TV Rümlang	2.0	8.850	343.0	11.400	503.0	10.050	361.5	5.050	533.0	11.650	413.0	9.050	4214.8	56.050
53	Lorenzo Quadraccia	2011	TV Opfikon-Glattbrugg	1.0	4.150	533.0	10.400	532.5	7.300	532.0	10.275	513.0	10.950	512.0	6.050	5213.3	49.125

Büllicup 2019

Sporthalle Hirslen, Bülach







23.März 2019

EINFÜHRUNGSPROGRAMM

Rg.	Name	Jahrg.	Verein							Total
1	TV Rüti			50.750 1	53.700 1	48.200 1	48.075 1	52.450 1	48.600 1	301.775 G
	Vincent Brombacher	2011	TV Rüti	3.5 12.950	4.0 13.400	3.5 12.050	1.5 12.300	3.5 13.300	3.5 12.750	20.8 76.750
	Leano Frangao	2011	TV Rüti	3.5 13.000	4.0 13.400	3.5 12.150	1.5 12.375	3.5 13.150	3.5 12.650	20.8 76.725
	Glen Müller	2011	TV Rüti	3.5 12.450	4.0 13.550	3.5 12.550	1.5 12.000	3.0 12.850	3.5 12.550	20.3 75.950
	Séverin Schiesser	2011	TV Rüti	3.5 12.350	4.0 13.350	3.5 11.450	1.5 11.400	3.5 13.150	3.0 10.650	19.8 72.350
2	TV Bülach			44.250 2	51.050 2	47.500 2	45.500 2	50.250 3	46.250 2	284.800 S
	Timon Heller	2011	TV Bülach	3.5 12.200	4.0 13.350	3.5 12.500	1.5 11.375	3.0 12.750	3.5 12.550	19.8 74.725
	Dario Angst	2011	TV Bülach	3.0 10.400	4.0 13.350	3.5 11.950	1.5 11.700	3.0 12.650	3.5 11.750	19.8 71.800
	Lias Ludwig	2010	TV Bülach	3.5 11.250	3.0 12.200	3.0 11.450	1.5 11.700	3.5 12.650	3.0 11.350	18.3 70.600
	Arik Hofmann	2011	TV Bülach	3.0 10.400	3.0 12.150	3.5 11.600	1.5 10.725	3.0 12.200	3.0 10.600	17.8 67.675
3	TV Wädenswil			41.850 3	49.800 4	43.150 5	44.000 7	50.400 2	42.700 4	271.900 B
	Nicolas Mühl	2011	TV Wädenswil	3.5 11.250	3.0 12.650	3.5 11.600	1.5 11.125	3.5 13.150	3.0 9.950	18.8 69.725
	Corsin Schürmann	2010	TV Wädenswil	3.0 11.000	3.0 12.400	3.0 10.900	1.5 11.075	3.0 12.200	3.0 10.900	17.3 68.475
	Liam Estrella	2009	TV Wädenswil	3.0 9.700	3.0 12.350	3.0 10.250	1.5 10.850	3.0 12.500	3.0 11.550	17.3 67.200
	Gino Cortesi	2011	TV Wädenswil	3.0 9.900	3.0 12.400	3.0 10.400	1.5 10.950	3.0 12.550	3.0 10.300	17.3 66.500
4	STV Wetzikon			41.200 4	50.150 3	44.600 4	45.400 3	48.600 6	40.600 6	270.550
	Ilian Reutter	2010	STV Wetzikon	3.5 11.600	3.0 12.450	3.5 11.450	1.5 11.875	3.0 12.450	3.0 10.250	18.3 70.075
	Finn Christian Durussel	2010	STV Wetzikon	3.0 8.950	4.0 13.400	3.5 12.000	1.5 10.975	3.5 12.800	3.0 11.000	18.8 69.125
	Yann Jakobi	2011	STV Wetzikon	3.5 10.900	3.0 12.350	3.5 11.150	1.5 11.200	3.0 12.150	3.0 10.250	17.8 68.000
	Elias Baumann	2009	STV Wetzikon	3.0 9.750	3.0 11.950	3.0 10.000	1.5 11.350	3.0 11.200	3.0 9.100	17.3 63.350







Bülicup 2019
Sporthalle Hirslen, Bülach
23.März 2019

EINFÜHRUNGSPROGRAMM

Rg.	Name	Jahrg.	Verein							Total
5	KTV Dietikon									
	Nico Iselin	2011	KTV Dietikon	37.900 6 3.0	45.250 3 3.5	49.100 5 3.0	44.000 7 1.5	48.950 5 3.5	42.500 5 3.5	267.700 18.8
	Fynn Brunner	2010	KTV Dietikon	10.150 3.0	11.600 3.5	12.400 3.0	11.425 1.5	12.000 3.0	10.800 3.0	68.375 17.8
	Pietro Carrozza	2011	KTV Dietikon	9.150 3.0	10.700 3.0	12.100 3.0	10.600 1.0	12.200 3.0	10.200 3.0	64.950 16.3
	Muhamad Diab	2011	KTV Dietikon	7.150 2.0	10.650 3.0	12.050 3.0	10.550 2.0	11.400 3.0	8.850 3.0	60.650 15.8
6	TV Stäfa									
	Matteo Büttner	2011	TV Stäfa	38.450 5 3.0	41.150 8 3.0	48.550 7 3.0	44.550 4 1.5	49.050 4 3.0	43.400 3 3.5	265.150 17.8
	Lenny Seiler	2009	TV Stäfa	10.300 3.0	10.200 3.0	12.350 3.0	11.100 1.5	12.400 3.0	10.600 3.0	66.950 16.8
	Fredric Frei	2012	TV Stäfa	9.750 3.0	9.750 3.0	12.050 3.0	11.150 2.0	12.250 3.0	10.500 3.0	65.450 16.8
	Levin Soland	2011	TV Stäfa	8.250 2.0	10.800 3.0	12.300 3.0	10.950 1.5	11.950 3.0	11.000 3.0	65.250 15.5
7	TV Neftenbach									
	Miro Marroni	2012	TV Neftenbach	34.750 7 3.0	41.350 7 3.5	49.000 6 3.0	44.550 4 1.5	47.900 7 3.5	35.850 8 3.0	253.400 18.3
	Leandro Gonzales	2011	TV Neftenbach	10.000 3.0	10.200 3.5	12.350 3.0	10.975 1.5	12.000 3.0	10.400 3.0	65.925 17.8
	Lionel Huber	2011	TV Neftenbach	6.650 2.0	9.800 3.5	12.000 3.0	10.800 1.5	11.450 3.0	9.950 3.0	60.650 16.0
	Elia Mosimann	2011	TV Neftenbach	7.850 2.0	9.750 3.0	12.050 3.0	11.350 1.5	11.400 3.0	5.600 3.0	58.000 16.3
8	TV Niederglatt									
	Noah Bucher	2010	TV Niederglatt	33.950 8 3.0	40.450 9 3.0	48.550 7 3.0	42.550 9 1.5	47.550 9 3.0	37.250 7 3.0	250.300 17.3
	Julian Witschi	2011	TV Niederglatt	8.200 3.0	9.850 3.0	12.300 3.0	10.550 1.5	12.500 3.0	10.300 3.0	63.700 16.8
	Lyo Zimmermann	2011	TV Niederglatt	9.600 3.0	10.850 3.0	11.950 3.0	10.825 1.5	10.700 3.0	8.500 3.0	62.425 16.8
	Gian Reusser	2011	TV Niederglatt	6.100 3.0	9.800 3.0	12.100 3.0	10.350 1.5	11.900 3.0	8.400 3.0	58.650 16.8

Bülicup 2019
Sporthalle Hirslen, Bülach
23.März 2019

EINFÜHRUNGSPROGRAMM

Rg.	Name	Jahrg.	Verein							Total
9	Kutu Freienstein-Rorbas									
	Lian Keller	2011	Kutu Freienstein-Rorbas	30.550 3.0	47.700 3.0	42.050 3.5	44.375 1.5	47.900 3.0	34.600 3.0	247.175 18.3
	Levin Caviola	2011	Kutu Freienstein-Rorbas	8.900 3.0	12.350 3.0	11.200 3.0	11.325 1.5	11.400 3.0	10.200 3.0	65.375 17.3
	Lenny Frauenfelder	2011	Kutu Freienstein-Rorbas	8.350 3.0	11.200 3.0	9.900 3.0	11.525 1.5	12.300 3.0	7.800 3.0	61.075 16.8
	Marius Hausammann	2011	Kutu Freienstein-Rorbas	8.300 2.0	12.300 3.0	9.900 3.5	11.225 1.5	11.950 3.0	7.350 3.0	61.025 16.3
				5.000 2.0	11.850 3.0	11.050 3.5	10.300 2.0	12.250 3.0	9.250 3.0	59.700

Bülicup 2019

Sporthalle Hirslen, Bülach

23.März 2019

PROGRAMM 1

Rg.	Name	Jahrg.	Verein								Total							
1	Lars Schlatter	2009	TV Bülach	4.0	13.550	4.0	16.000	24.0	13.850	5.0	13.250	34.0	13.550	14.0	13.400	1	26.5	83.600
2	Jeremias Morach	2009	TV Neftenbach	4.0	12.750	4.0	15.250	34.0	13.350	5.0	13.425	14.0	13.200	24.0	13.250	2	26.0	81.225
3	Ben Wolfer	2009	TV Henggart	4.0	12.950	2.5	16.100	13.5	11.850	3.0	13.350	24.0	12.700	34.0	12.550	3	26.0	79.500
4	Andrin Keller	2010	TV Bülach	3.5	12.650	4.0	12.550	73.0	11.000	8.0	12.725	63.0	11.950	63.0	11.300	7	19.0	72.175
5	Lars Holzer	2010	KTV Dietikon	3.0	11.500	8.0	12.700	63.0	10.850	9.0	12.775	53.5	11.900	73.0	11.650	5	19.0	71.375
6	Nino Furrer	2009	TV Rickenbach ZH	3.0	11.450	3.5	12.150	213.0	11.750	4.0	12.200	83.0	12.100	53.5	11.500	6	19.9	71.150
7	Alassane Böhm	2010	TV Wädenswil	3.0	11.300	14.0	12.000	293.0	10.150	18.0	12.200	83.5	12.650	43.0	11.900	4	19.0	70.200
8	Jeremias Pfyffer	2007	TV Hegi	3.0	10.950	19.0	12.350	103.0	11.650	5.0	12.800	43.0	11.500	93.0	9.850	31	19.5	69.100
9	Dylan Poulton	2010	Kutu Freienstein-Rorbach	3.0	11.450	10.5	12.950	43.5	10.500	15.0	12.175	103.0	10.300	303.5	10.700	11	20.0	68.075
10	Benjamin Karolinskiy	2010	TV Wädenswil	3.0	11.650	5.0	12.050	263.0	10.750	12.0	11.550	233.0	11.500	93.0	10.550	15	18.0	68.050
11	Ruwen Kissling	2010	TV Rickenbach ZH	3.0	10.550	27.0	12.750	53.0	11.150	7.0	11.350	293.0	11.800	83.0	10.350	17	18.4	67.950
12	Jovin Kropf	2008	TV Wädenswil	3.0	10.850	21.0	12.150	213.0	10.200	17.0	12.000	113.0	11.250	133.0	11.300	7	18.5	67.750
13	Odiel Verstraete	2009	TV Bülach	3.0	11.650	5.0	12.150	213.0	10.600	13.0	11.400	272.5	10.800	233.0	10.550	15	17.5	67.150
14	Nick Meier	2008	TV Bülach	3.0	11.000	17.0	12.050	263.0	10.550	14.0	11.875	163.0	11.150	153.0	10.200	22	18.0	66.825
15	Levi Zuberbühler	2008	TV Bülach	3.0	10.900	20.0	12.300	133.0	11.400	6.0	11.600	202.5	10.850	213.0	9.450	34	17.5	66.500
16	Fynn Lehmann	2008	TV Rüti	3.0	11.550	7.0	12.350	103.0	10.400	16.0	11.150	322.0	9.650	413.0	10.700	11	17.0	65.800
17	Elia Stocker	2008	Kutu Freienstein-Rorbach	3.0	10.000	37.0	12.250	183.0	10.850	9.0	11.575	212.5	10.650	243.0	10.300	20	18.0	65.625
18	Gian Ganster	2010	TV Hegi	3.0	11.450	10.0	12.300	133.0	10.000	21.0	10.025	443.0	11.300	123.0	10.200	22	18.0	65.275
19	Noah Langhart	2007	STV Wetzikon	3.0	10.450	29.0	12.300	133.0	10.150	18.0	11.950	143.0	10.150	323.0	10.150	25	18.5	65.150
20	Flurin Bürgis	2009	TV Hegi	3.0	10.850	21.0	12.000	293.0	9.650	29.0	11.875	163.0	10.100	333.0	10.650	13	18.5	65.125
21	Janick Dubs	2008	TV Bülach	3.0	10.450	29.0	11.550	353.0	10.850	9.0	11.400	272.5	10.550	253.0	10.200	22	17.5	65.000
22	Simon Marquardt	2009	TV Neftenbach	3.0	10.650	23.0	12.250	183.0	9.650	29.0	12.325	73.0	11.050	163.0	8.500	46	18.5	64.425
23	Fabrice Büchel	2010	TV Neftenbach	3.5	10.350	32.0	12.000	293.0	9.300	35.0	11.775	183.0	11.000	173.0	9.850	31	19.0	64.275
24	Levi Elias Marti	2008	STV Wetzikon	3.0	10.650	23.0	12.200	203.0	9.600	31.0	10.875	353.0	10.050	343.0	10.150	25	18.0	63.525
25	Kevin Presente	2008	TV Rüti	3.0	11.350	13.0	12.300	133.0	9.500	32.0	10.750	362.0	9.350	443.0	10.250	21	17.0	63.500
26	Edgar Mkrtychyan	2009	STV Wetzikon	3.5	11.050	16.0	12.350	103.0	9.850	25.0	11.575	212.0	8.550	523.0	10.100	27	18.0	63.475
27	Dominic Rösler	2010	TV Optikon-Glattbrugg	3.0	10.400	31.0	12.400	93.0	8.450	49.0	10.325	413.0	11.250	133.0	10.350	17	18.0	63.175
28	Gian Büttner	2009	TV Stäfa	3.0	9.500	46.0	12.100	243.0	9.050	42.0	11.225	313.0	10.400	293.0	10.600	14	18.5	62.875
28	Justin Uyi	2010	TV Henggart	3.0	9.550	44.0	12.100	243.0	9.900	24.0	11.975	122.5	10.500	273.0	8.850	42	18.5	62.875

Bülicup 2019

Sporthalle Hirslen, Bülach

23.März 2019

PROGRAMM 1








Rg.	Name	Jahrg.	Verein								Total	
30	Courage Owerei	2008	Kutu Freienstein-Rorbas	3.0 10.550 27 ^{3.0}	12.300 133.0	9.150 38 ^{3.0}	11.775 182.5	10.050 343.0	8.800 44	18.0	62.625	
31	Severin Müller	2008	STV Wetzikon	3.0 10.300 33 ^{0.0}	11.600 332.5	9.500 32 ^{3.0}	11.975 122.5	8.800 513.0	10.100 27	17.5	62.275	
32	Levin Schmitt	2009	TV Henggart	3.0 9.600 43 ^{0.0}	11.550 353.0	9.750 26 ^{3.0}	10.350 402.5	10.900 203.0	9.750 33	17.5	61.900	
33	Joris Landis	2008	TV Wädenswil	3.0 11.250 15 ^{3.0}	9.450 443.0	10.100 20 ^{3.0}	10.000 453.0	11.500 93.0	9.400 35	18.0	61.700	
34	Laurin Deiss	2009	TV Opfikon-Glattbrugg	2.0 8.600 49 ^{0.0}	11.050 393.0	10.000 21 ^{3.0}	10.375 392.0	9.500 423.5	11.150 9	16.5	60.675	
35	Marius Rechsteiner	2008	TV Rüti	3.0 11.500 8 ^{0.0}	9.200 472.5	8.450 49 ^{3.0}	11.000 342.5	10.500 273.0	9.900 30	17.5	60.550	
36	Sebastian Zähringer	2011	TV Hegi	3.0 9.750 41 ^{0.0}	11.950 323.0	8.600 45 ^{3.0}	11.475 253.0	9.300 453.0	9.350 36	18.0	60.425	
37	Curdin Rupli	2010	TV Opfikon-Glattbrugg	3.0 10.100 35 ^{0.0}	11.200 383.0	9.250 36 ^{3.0}	9.475 492.0	9.150 493.0	11.000 10	17.0	60.175	
38	Timur Semytkivska	2008	TV Opfikon-Glattbrugg	3.0 9.700 42 ^{0.0}	12.450 83.0	9.100 40 ^{3.0}	10.075 432.0	9.750 383.0	8.950 41	17.0	60.025	
39	Tim Homberger	2009	TV Hegi	3.0 9.350 47 ^{0.0}	10.250 413.0	9.200 37 ^{3.0}	11.325 303.0	11.000 173.0	8.850 42	17.0	59.975	
40	Stefano Di Lisi	2009	TV Wädenswil	3.0 10.650 23 ^{0.0}	9.400 453.0	9.100 40 ^{4.0}	11.925 152.5	9.250 473.0	9.150 39	18.0	59.475	
41	Maximilian Benz	2009	TV Opfikon-Glattbrugg	3.0 10.250 34 ^{0.0}	10.700 403.0	8.550 46 ^{3.0}	10.600 382.5	9.750 383.0	9.300 37	17.5	59.150	
42	Jonas Romer	2009	TV Niederglatt	3.0 9.150 48 ^{0.0}	9.750 433.0	8.900 44 ^{3.0}	10.200 423.0	11.000 173.0	9.150 39	18.0	58.150	
43	Philipp Goffin	2010	TV Wädenswil	3.0 10.600 26 ^{0.0}	11.300 373.0	9.500 32 ^{3.0}	5.525 502.5	10.850 213.0	10.350 17	16.0	58.125	
44	Dario Tanner	2007	TV Wädenswil	3.0 11.000 17 ^{0.0}	8.550 513.0	9.150 38 ^{3.0}	11.450 262.0	9.400 433.0	7.900 51	16.5	57.450	
45	Til Frauenfelder	2007	Kutu Freienstein-Rorbas	3.0 9.950 39 ^{0.0}	11.600 333.0	8.500 48 ^{3.0}	11.150 322.0	8.850 502.0	6.750 52	16.0	56.800	
46	Neilo Stuker	2011	TV Hegi	3.0 9.850 40 ^{0.0}	8.850 483.0	8.000 51 ^{3.0}	11.550 232.5	9.750 383.0	8.000 50	16.5	56.000	
47	Marlon Berni	2010	TV Henggart	3.0 8.500 50 ^{0.0}	9.350 463.0	9.050 42 ^{3.0}	9.925 462.0	9.200 483.0	8.200 49	17.0	54.225	
48	Julius Olàh	2010	TV Rümlang	2.0 7.150 51 ^{0.0}	8.850 483.0	7.700 52 ^{3.0}	9.575 482.5	10.300 303.0	10.000 29	16.5	53.575	
49	Morris Neukom	2010	Kutu Freienstein-Rorbas	2.0 6.950 52 ^{0.0}	9.900 423.0	8.550 46 ^{3.0}	9.725 472.5	9.900 363.0	8.250 48	16.5	53.275	
50	Luka Azdajic	2010	TV Niederhasli	3.0 10.100 35 ^{0.0}	8.700 503.0	9.750 26 ^{0.0}	4.325 513.0	10.550 253.0	9.200 38	16.5	52.625	
51	Leon Knöpfel	2010	TV Neftenbach	3.0 10.000 37 ^{0.0}	12.050 263.0	9.750 26 ^{0.0}		2.5	9.900 363.0	8.550 45	14.5	50.250
52	Leonas Lindner	2008	TV Wädenswil	3.0 9.550 44 ^{0.0}	0.000 523.0	10.000 21 ^{3.0}	10.650 372.0	9.300 453.0	8.300 47	14.0	47.800	

Büllicup 2019

Sporthalle Hirslen, Bülach

23.März 2019

PROGRAMM 1







Rg.	Name	Jahrg.	Verein								Total
1	TV Bülach			48.850 1	52.750 1	46.000 1	49.250 1	47.450 1	45.450 1	289.750	G
	Lars Schlatter	2009	TV Bülach	4.0 13.550	4.0 16.000	4.0 13.850	5.0 13.250	4.0 13.550	4.0 13.400	26.5	83.600
	Andrin Keller	2010	TV Bülach	3.5 12.650	3.0 12.550	3.0 11.000	4.0 12.725	3.0 11.950	3.0 11.300	19.0	72.175
	Odiel Verstraete	2009	TV Bülach	3.0 11.650	3.0 12.150	3.0 10.600	3.0 11.400	2.5 10.800	3.0 10.550	17.5	67.150
	Nick Meier	2008	TV Bülach	3.0 11.000	3.0 12.050	3.0 10.550	3.0 11.875	3.0 11.150	3.0 10.200	18.0	66.825
2	TV Wädenswil			45.050 2	45.650 8	41.200 3	45.750 5	46.900 2	43.150 2	267.700	S
	Alassane Böhm	2010	TV Wädenswil	3.0 11.300	3.0 12.000	3.0 10.150	3.0 12.200	3.5 12.650	3.0 11.900	19.0	70.200
	Benjamin Karolinskiy	2010	TV Wädenswil	3.0 11.650	3.0 12.050	3.0 10.750	3.0 11.550	3.0 11.500	3.0 10.550	18.0	68.050
	Jovin Kropf	2008	TV Wädenswil	3.0 10.850	3.0 12.150	3.0 10.200	4.0 12.000	3.0 11.250	3.0 11.300	18.5	67.750
	Joris Landis	2008	TV Wädenswil	3.0 11.250	3.0 9.450	3.0 10.100	3.0 10.000	3.0 11.500	3.0 9.400	18.0	61.700
3	TV Neftenbach			43.750 3	51.550 2	42.050 2	37.525 8	45.150 3	40.150 5	260.175	B
	Jeremias Morach	2009	TV Neftenbach	4.0 12.750	4.0 15.250	4.0 13.350	3.0 13.425	4.0 13.200	4.0 13.250	26.0	81.225
	Simon Marquardt	2009	TV Neftenbach	3.0 10.650	3.0 12.250	3.0 9.650	3.0 12.325	3.0 11.050	3.0 8.500	18.5	64.425
	Fabrice Büchel	2010	TV Neftenbach	3.5 10.350	3.0 12.000	3.0 9.300	3.0 11.775	3.0 11.000	3.0 9.850	19.0	64.275
	Leon Knöpfel	2010	TV Neftenbach	3.0 10.000	3.0 12.050	3.0 9.750		2.5 9.900	3.0 8.550	14.5	50.250
4	TV Hegi			43.000 4	48.600 5	39.900 5	46.175 4	42.200 5	40.050 6	259.925	
	Jeremias Pfyffer	2007	TV Hegi	3.0 10.950	3.5 12.350	3.0 11.650	5.0 12.800	3.0 11.500	3.0 9.850	19.5	69.100
	Gian Ganster	2010	TV Hegi	3.0 11.450	3.0 12.300	3.0 10.000	3.0 10.025	3.0 11.300	3.0 10.200	18.0	65.275
	Flurin Bürgis	2009	TV Hegi	3.0 10.850	3.5 12.000	3.0 9.650	3.0 11.875	3.0 10.100	3.0 10.650	18.5	65.125
	Sebastian Zähringer	2011	TV Hegi	3.0 9.750	3.0 11.950	3.0 8.600	3.0 11.475	3.0 9.300	3.0 9.350	18.0	60.425

Büllicup 2019

Sporthalle Hirslen, Bülach







23.März 2019

PROGRAMM 1

Rg.	Name	Jahrg.	Verein							Total
5	TV Henggart			40.600 7	49.100 3	40.550 4	45.600 6	43.300 4	39.350 7	258.500
	Ben Wolfer	2009	TV Henggart	4.0 2.5	16.100	3.5 11.850	13.350	4.0 12.700	4.0 12.550	26.0
	Justin Uyi	2010	TV Henggart	3.0 0.0	12.100	3.0 9.900	11.975	2.5 10.500	3.0 8.850	18.5
	Levin Schmitt	2009	TV Henggart	3.0 0.0	11.550	3.0 9.750	10.350	2.5 10.900	3.0 9.750	17.5
	Marlon Berni	2010	TV Henggart	3.0 0.0	9.350	3.0 9.050	9.925	2.0 9.200	3.0 8.200	17.0
6	STV Wetzikon			42.450 5	48.450 6	39.100 6	46.375 3	37.550 8	40.500 4	254.425
	Noah Langhart	2007	STV Wetzikon	3.0 0.0	12.300	3.0 10.150	11.950	3.0 10.150	3.0 10.150	18.5
	Levi Elias Marti	2008	STV Wetzikon	3.0 0.0	12.200	3.0 9.600	10.875	3.0 10.050	3.0 10.150	18.0
	Edgar Mkrtyan	2009	STV Wetzikon	3.5 0.0	12.350	3.0 9.850	11.575	2.0 8.550	3.0 10.100	18.0
	Severin Müller	2008	STV Wetzikon	3.0 0.0	11.600	2.5 9.500	11.975	2.5 8.800	3.0 10.100	17.5
7	Kutu Freienstein-Rorbas			41.950 6	49.100 3	39.000 7	46.675 2	39.850 6	36.550 8	253.125
	Dylan Poulton	2010	Kutu Freienstein-Rorbas	3.0 0.5	12.950	3.5 10.500	12.175	3.0 10.300	3.5 10.700	20.0
	Elia Stocker	2008	Kutu Freienstein-Rorbas	3.0 0.0	12.250	3.0 10.850	11.575	2.5 10.650	3.0 10.300	18.0
	Courage Owerei	2008	Kutu Freienstein-Rorbas	3.0 0.0	12.300	3.0 9.150	11.775	2.5 10.050	3.0 8.800	18.0
	Til Frauenfelder	2007	Kutu Freienstein-Rorbas	3.0 0.0	11.600	3.0 8.500	11.150	2.0 8.850	2.0 6.750	16.0
8	TV Opfikon-Glattbrugg			38.800 8	47.100 7	36.800 8	40.250 7	39.650 7	41.450 3	244.050
	Dominic Rösler	2010	TV Opfikon-Glattbrugg	3.0 0.0	12.400	3.0 8.450	10.325	3.0 11.250	3.0 10.350	18.0
	Laurin Deiss	2009	TV Opfikon-Glattbrugg	3.0 0.0	11.050	3.0 10.000	10.375	2.0 9.500	3.5 11.150	16.5
	Curdin Rupli	2010	TV Opfikon-Glattbrugg	3.0 0.0	11.200	3.0 9.250	9.475	2.0 9.150	3.0 11.000	17.0
	Timur Semytkivska	2008	TV Opfikon-Glattbrugg	3.0 0.0	12.450	3.0 9.100	10.075	2.0 9.750	3.0 8.950	17.0

Büllicup 2019
Sporthalle Hirslen, Bülach
23.März 2019

PROGRAMM 2

Rg.	Name	Jahrg.	Verein							Total	
1	Nikolai Dubs	2007	Kutu Freienstein-Rorbas	4.0	11.900 ¹ _{0.0}	12.300 ³ _{3.0}	10.100 ³ _{3.5}	12.500 ² _{3.5}	11.250 ² _{4.0}	10.950 ¹ _{21.0}	69.000 G
2	Tim Wolfer	2007	TV Henggart	3.5	11.800 ² _{0.0}	12.550 ¹ _{3.0}	10.900 ¹ _{3.5}	11.250 ⁶ _{6.0}	11.600 ¹ _{13.0}	10.200 ² _{19.0}	68.300 S
3	Matteo Widmer	2007	TV Stäfa	3.0	7.700 ⁴ _{0.0}	12.400 ² _{3.0}	10.350 ² _{3.5}	11.850 ⁴ _{2.5}	10.450 ⁵ _{3.0}	9.550 ³ _{18.0}	62.300 B
4	Sandro Tanner	2005	TV Wädenswil	2.0	6.750 ⁷ _{0.0}	12.200 ⁴ _{2.0}	8.950 ⁴ _{3.5}	10.525 ⁸ _{3.5}	10.850 ³ _{3.0}	8.750 ⁴ _{17.0}	58.025 *
5	Damian Arnold	2005	TV Bülach	1.0	7.350 ⁵ _{0.0}	12.000 ⁵ _{2.0}	6.900 ⁸ _{3.5}	12.600 ¹ _{2.5}	9.400 ⁶ _{1.5}	8.100 ⁶ _{13.5}	56.350 *
6	Alexander Müller	2008	TV Wädenswil	2.0	7.000 ⁶ _{0.0}	11.600 ⁷ _{2.5}	7.950 ⁵ _{3.5}	10.900 ⁷ _{3.0}	10.750 ⁴ _{2.5}	8.100 ⁶ _{16.5}	56.300
7	Samuele Siciliani	2008	TV Opfikon-Glattbrugg	3.0	8.550 ³ _{0.0}	11.650 ⁶ _{3.0}	7.550 ⁶ _{3.5}	11.400 ⁵ _{2.5}	8.950 ⁷ _{2.5}	7.200 ⁸ _{17.5}	55.300
8	Mael Schickli	2005	Kutu Freienstein-Rorbas	0.0	4.900 ⁸ _{0.0}	11.450 ⁸ _{2.0}	7.350 ⁷ _{3.5}	12.200 ³ _{2.0}	7.450 ⁸ _{3.0}	8.650 ⁵ _{13.5}	52.000